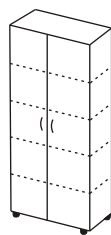
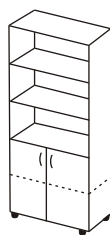


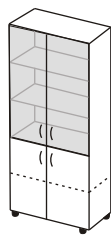
Meble biurowe system **YAR**



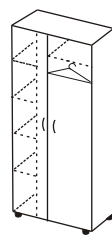
Y-1
80/40/185



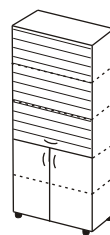
Y-2
80/40/185



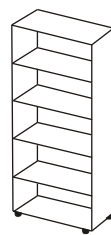
Y-3
80/40/185



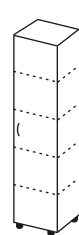
Y-4 80/40/185
opcja 60/60/185



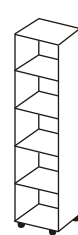
Y-5
80/40/185



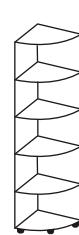
Y-6
80/40/185



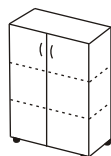
Y-7
40/40/185



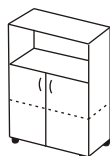
Y-8
40/40/185



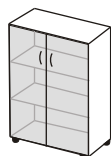
Y-9
40/40/185



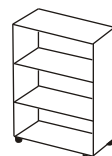
Y-10
80/40/113



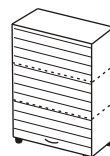
Y-11
80/40/113



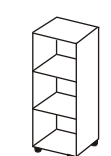
Y-12
80/40/113



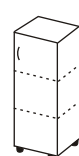
Y-13
80/40/113



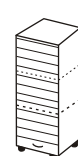
Y-14
80/40/113



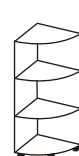
Y-15
40/40/113



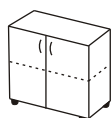
Y-16
40/40/113



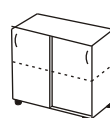
Y-17
40/40/113



Y-18
40/40/113



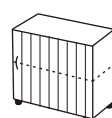
Y-19
80/40/75



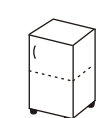
Y-20
80/40/75



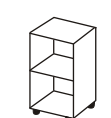
Y-21
80/40/75



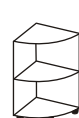
Y-22
80/40/75



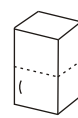
Y-23
40/40/75



Y-24
40/40/75



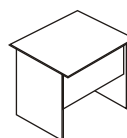
Y-25
40/40/75



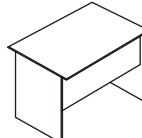
Y-26
40/40/75



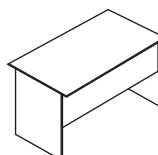
Y-27
80/40/75



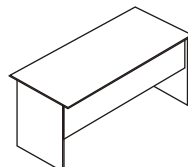
Y-28
80/70/75



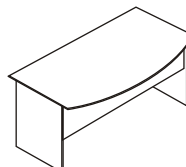
Y-29
120/70/75



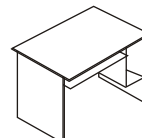
Y-30
140/70/75



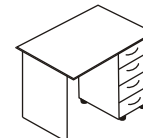
Y-31
160/70/75



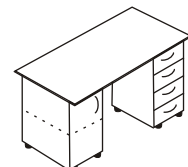
Y-32
160/85/75



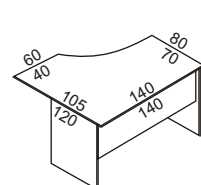
Y-33
100/70/75



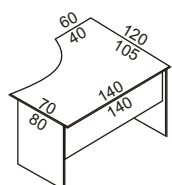
Y-34
120/70/75



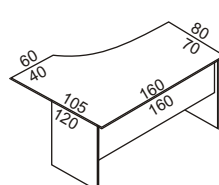
Y-35
160/70/75



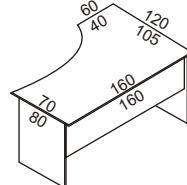
Y-36 140-40/105-70/75



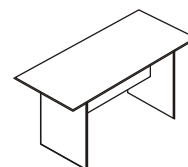
Y-38 140-40/105-70/75



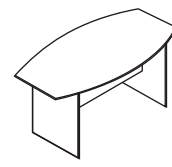
Y-40 160-40/105-70/75



Y-42 160-40/105-70/75



Y-44
160/70/75



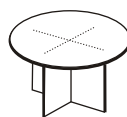
Y-45
180/90/75

Y-37 140-60/120-80/75

Y-39 140-60/120-80/75

Y-41 160-60/120-80/75

Y-43 160-60/120-80/75



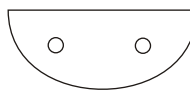
Y-46
fi 80 /75



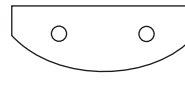
Y-47
60/60/60



Y-48 70/40/75
opcja 80/50/75



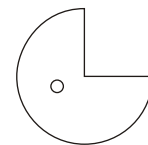
Y-49 140/70/75
opcja 160/80/75



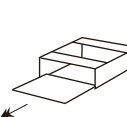
Y-50 140/50/75
opcja 160/60/75



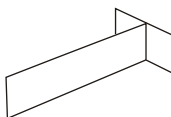
Y-51
70/70/3



Y-52 fi 100/75
Y-53 fi 100/72



Y-54
60/38/10



Y-55 140/60/30
opcja 160/60/30



Y-56
fi 6/71




Y-57
27/45/15



Y-58
44/52/60



Y-59
44/55/67



Y-60
44/60/75



Y-61
44/70/75



Y-62
44/60/75



Y-63
44/70/75

Oznaczenia: Symbol, Szerokość / Głębokość / Wysokość, Cena netto

Górne wieńce szaf i regałów oraz blaty robocze - gr. 25 mm lub 28 mm, Korpusy, fronty i półki - gr. 18 mm. Wykończenie PCV - blaty i wieńce gr. 2 mm, pozostałe gr. - 1 mm. Plecy szaf i regałów HDF w kolorze korpusu. Szafy wyposażone w zamki patentowe. Kontenery wyposażone w zamki centralne. **Zamki w szafach żaluzjowych, witrynach i biurkach, należy zamawiać dodatkowo.** Meble do montażu lub w całości.